

Coronavirus (COVID-19) Data Report for Eaton County, MI

Report Date: 11/30/2021

This report contains preliminary data on persons testing positive for COVID-19. It may be revised as new information is gathered during case investigation. The health department plans to update this data report weekly each Tuesday.

Summary of Case Data

Total Cases: 13,806 Recovered Cases: 11,572
Deaths: 272 Probable Cases: 2,362
7-Day Total New Cases: 460 In Quarantine: 135

Hospitalization Data

Inpatient: 1,062 (7.7%)
Died: 272 (2.0%)
Not Hospitalized: 12,472 (90.3%)

Positivity Rate

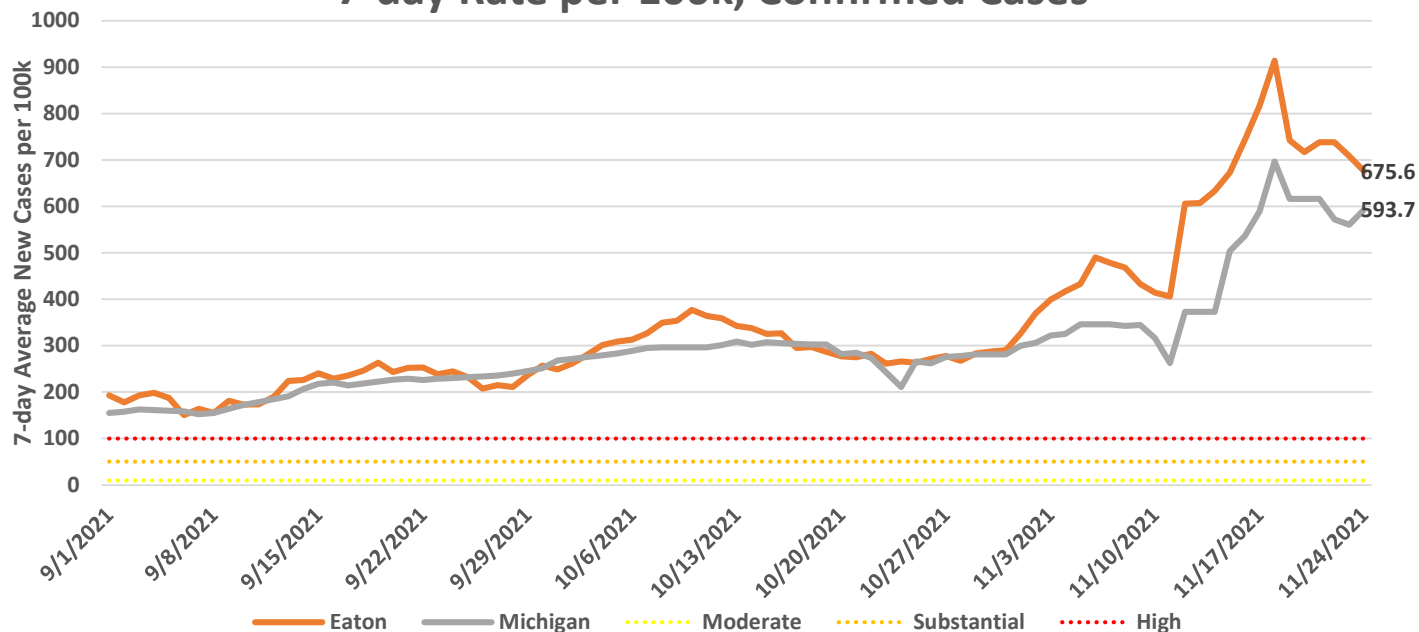
23%

CDC Community Transmission Level: High

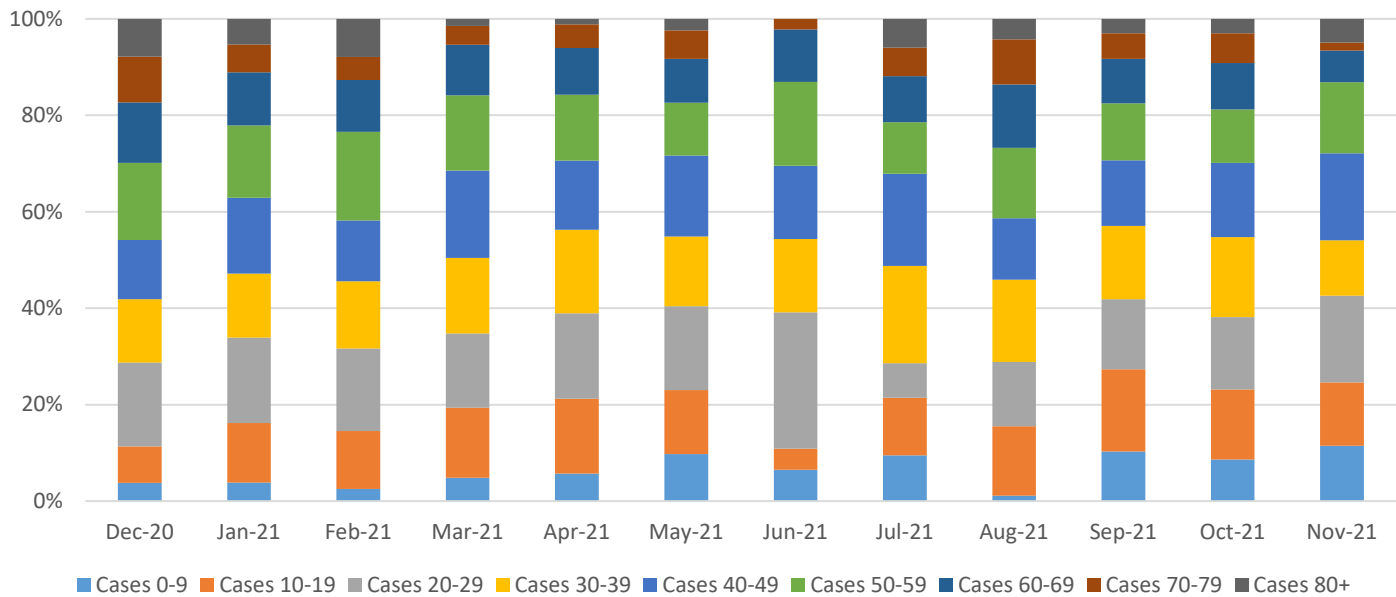
CDC Transmission Levels	Case Rate per 100k for this level	Positivity Rate for this level	Eaton's Case Rate per 100k	Eaton's Positivity Rate
Low (Blue)	0-9.99	0-4.99%		
Moderate (Yellow)	10-49.99	5-7.99%		
Substantial (Orange)	50-99.9	8-9.99%		
High (Red)	>100	>10.0%	675.6 per 100k	23%

CDC's Level of Community Transmission is based on the number of cases in the last 7 days per 100,000 population and the number of tests in the last 7 days that have a positive result. If either measure is in a higher risk category, that risk level is used for the County. [Visit this website](#) to learn more about the CDC Transmission Risk Levels.

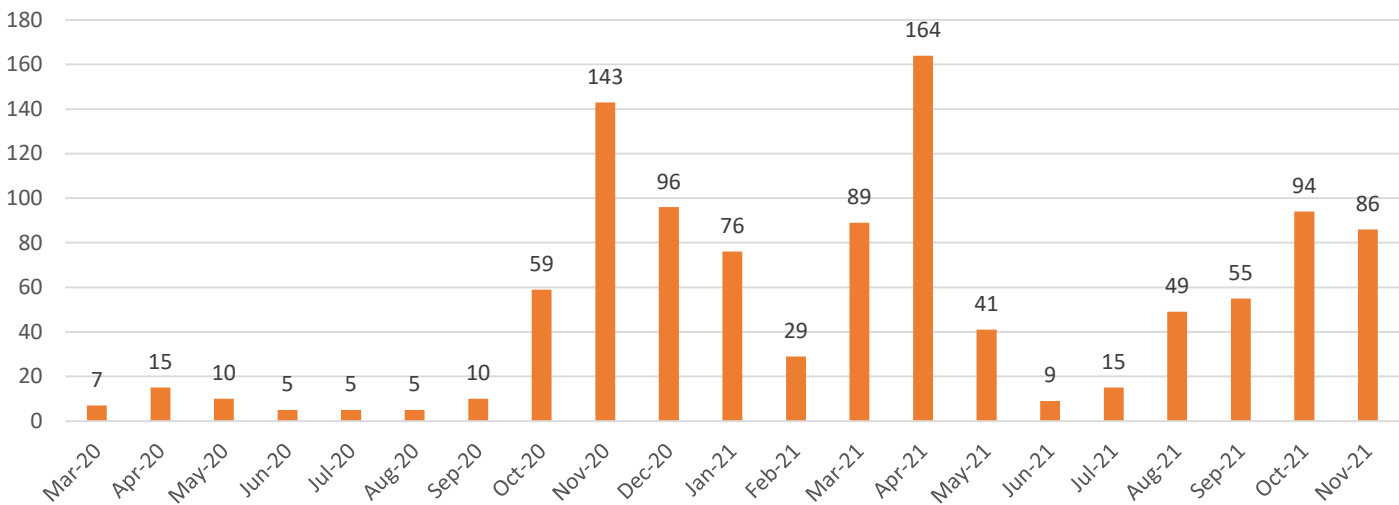
7-day Rate per 100k, Confirmed Cases



Eaton Percentage of COVID-19 Cases by Age Group, Each Month



Eaton County Hospitalizations by Month



Deaths by Month, Eaton County

