

Coronavirus (COVID-19) Data Report for Eaton County, MI

Report Date: 05/04/2021

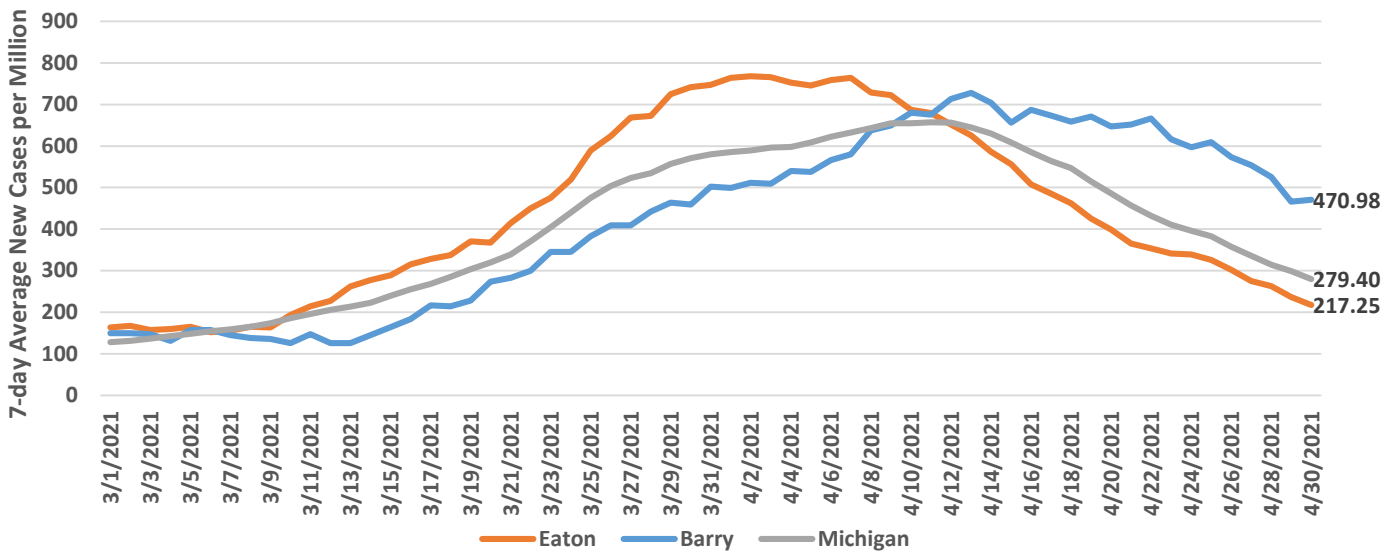
This report contains preliminary data on persons testing positive for COVID-19. It may be revised as new information is gathered during case investigation. The health department plans to update this data report weekly each Tuesday. A similar report is prepared and released for Barry County, MI each Monday.

Summary Data

Total Cases: 8555 Recovered Cases: 7043 7-Day Total New Confirmed Cases: 145

Deaths: 181 In Quarantine: 500 Probable Cases: 1200

7-day Average of New Confirmed and Probable Cases, Rate per 1m

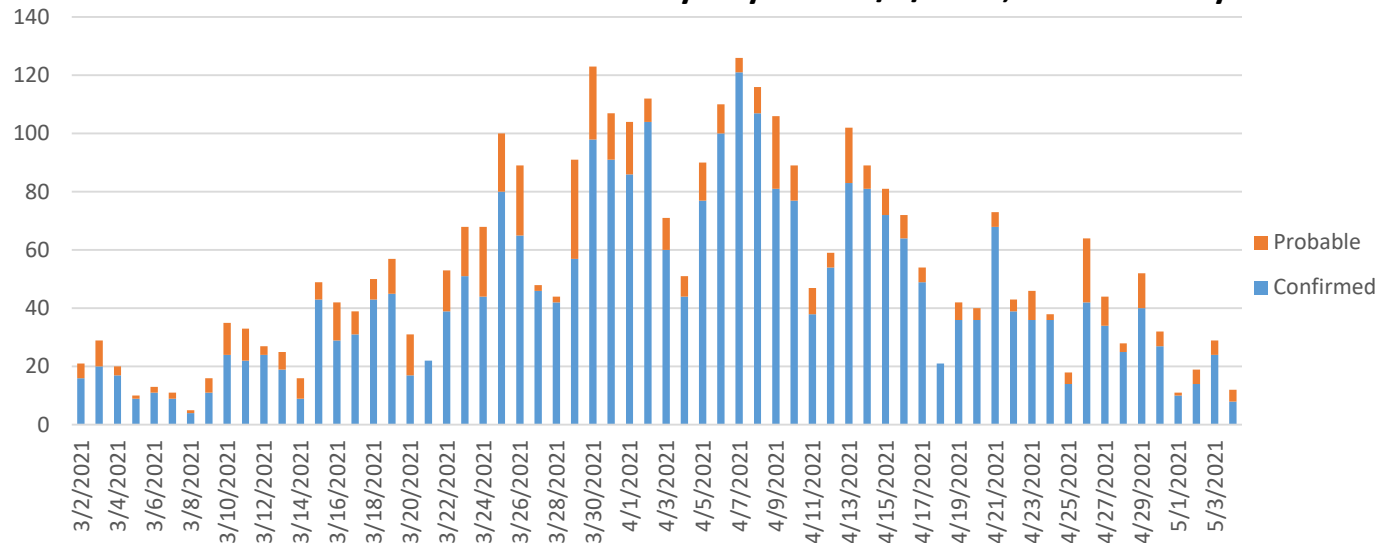


Source: Michigan Disease Surveillance System & Outbreak Management System (MDSS)

Active Cases = Total Cases – Deaths – Recovered Cases

For data on probable cases, visit Michigan's COVID-19 Data Website, at https://www.michigan.gov/coronavirus/0,9753,7-406-98163_98173---,00.html

Confirmed and Probable Cases by Day since 3/1/2021, Eaton County



Race	Cases	% Cases	% Pop	Deaths	Death Rate
White	6293	73.6%	87.50%	140	2.2%
Black or African American	685	8.0%	7.00%	17	2.5%
Asian	171	2.0%	2.50%	1	0.6%
Unknown/Other	1399	16.4%	3.00%	23	1.6%

Ethnicity	Cases	% Cases	% Pop	Deaths	Death Rate
Hispanic/Latino	471	5.5%	5.50%	0	0.0%
Arab	38	0.4%	*	0	0.0%

*Data not available

Race and ethnicity are asked as separate questions on the disease investigation forms.

Persons who identify as Hispanic/Latino or Arab can identify as any race.

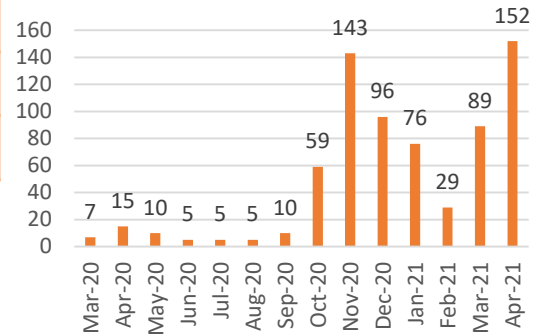
Hospitalization Data

Inpatient: 701 (8.2%)

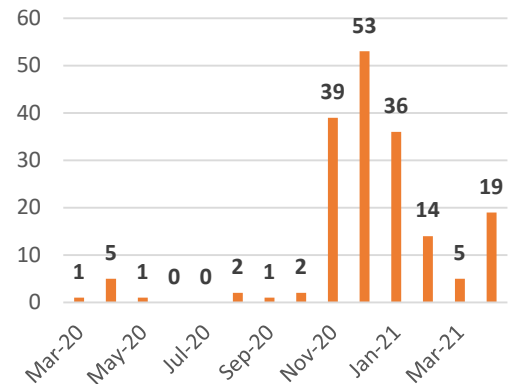
Died: 181 (2.1%)

Not Hospitalized: 7666 (89.7%)

Eaton County Hospitalizations by Month



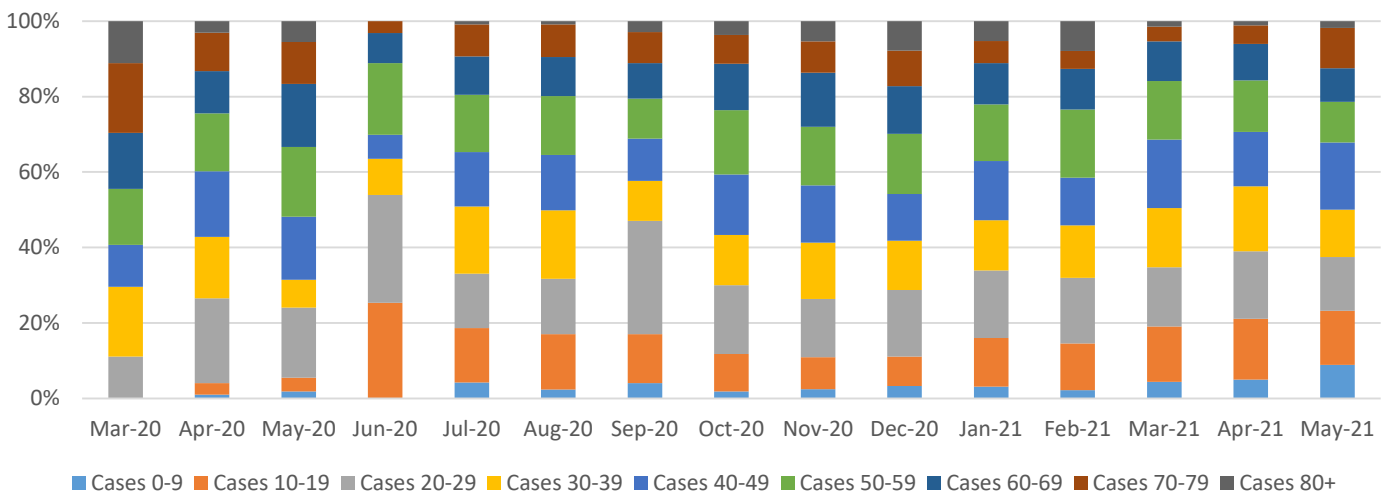
Deaths by Month, Eaton County



Eaton County Breakdown by Age Data as of 05/04/2021

Age Group	# Cases	% Cases	# Deaths	Death Rate
Cases 0-9	294	3.4%	0	0.0%
Cases 10-19	995	11.6%	0	0.0%
Cases 20-29	1481	17.3%	1	0.1%
Cases 30-39	1260	14.7%	0	0.0%
Cases 40-49	1267	14.8%	3	0.2%
Cases 50-59	1315	15.4%	11	0.8%
Cases 60-69	999	11.7%	32	3.2%
Cases 70-79	584	6.8%	50	8.6%
Cases 80+	360	4.2%	84	23.3%

Eaton Percentage of COVID-19 Cases by Age Group, Each Month

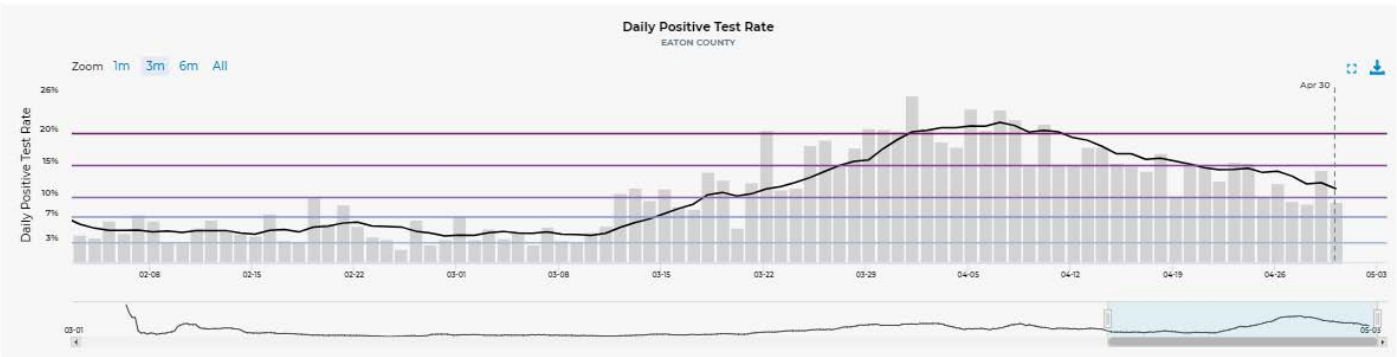


Testing Capacity and Positivity Rate - MiStartMap

Test Results

11.4%
positive tests

326.5
daily tests
administered



Risk Thresholds (% Positive)

Low: <3%

A: 3-7%

B: 7-10%

C: 10-15%

D: 15-20%

E: >=20%

