

# Coronavirus (COVID-19) Data Report for Eaton County, MI

Report Date: 04/27/2021

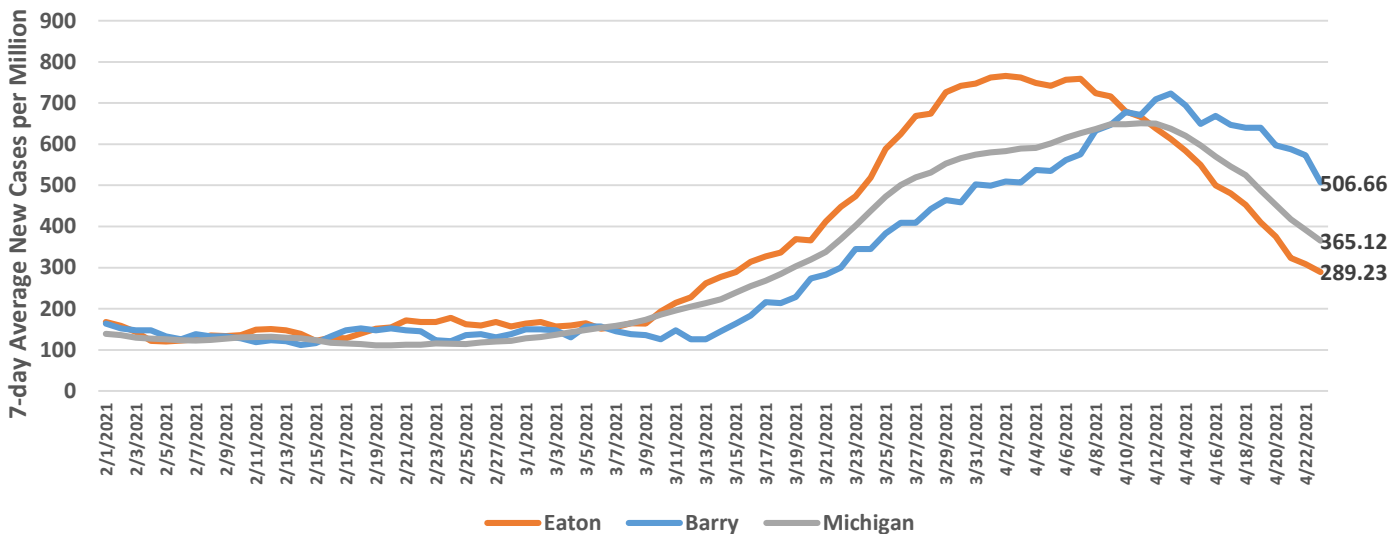
This report contains preliminary data on persons testing positive for COVID-19. It may be revised as new information is gathered during case investigation. The health department plans to update this data report weekly each Tuesday. A similar report is prepared and released for Barry County, MI each Monday.

### Summary Data

**Total Cases: 8377    Recovered Cases: 6502    7-Day Total New Confirmed Cases: 239**

**Deaths: 177    In Quarantine: 680    Probable Cases: 1158**

### 7-day Average of New Confirmed and Probable Cases, Rate per 1m

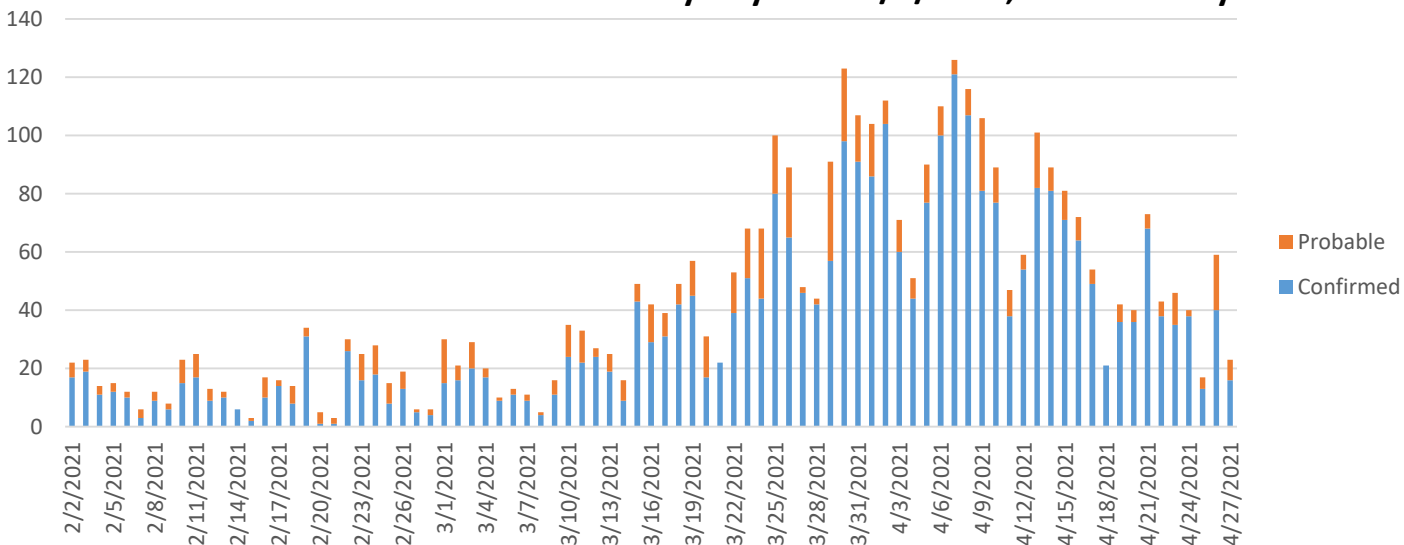


Source: Michigan Disease Surveillance System & Outbreak Management System (MDSS)

Active Cases = Total Cases – Deaths – Recovered Cases

For data on probable cases, visit Michigan's COVID-19 Data Website, at [https://www.michigan.gov/coronavirus/0,9753,7-406-98163\\_98173---,00.html](https://www.michigan.gov/coronavirus/0,9753,7-406-98163_98173---,00.html)

### Confirmed and Probable Cases by Day since 2/1/2021, Eaton County



Race	Cases	% Cases	% Pop	Deaths	Death Rate
<b>White</b>	6163	73.6%	87.50%	136	2.2%
<b>Black or African American</b>	665	7.9%	7.00%	17	2.6%
<b>Asian</b>	168	2.0%	2.50%	1	0.6%
<b>Unknown/Other</b>	1379	16.5%	3.00%	23	1.7%

Ethnicity	Cases	% Cases	% Pop	Deaths	Death Rate
<b>Hispanic/Latino</b>	456	5.4%	5.50%	0	0.0%
<b>Arab</b>	37	0.4%	*	0	0.0%

\*Data not available

### Eaton County Breakdown by Age Data as of 04/27/2021

Age Group	# Cases	% Cases	# Deaths	Death Rate
<b>Cases 0-9</b>	277	3.3%	0	0.0%
<b>Cases 10-19</b>	961	11.5%	0	0.0%
<b>Cases 20-29</b>	1449	17.3%	1	0.1%
<b>Cases 30-39</b>	1237	14.8%	0	0.0%
<b>Cases 40-49</b>	1249	14.9%	3	0.2%
<b>Cases 50-59</b>	1294	15.4%	11	0.9%
<b>Cases 60-69</b>	983	11.7%	31	3.2%
<b>Cases 70-79</b>	573	6.8%	48	8.4%
<b>Cases 80+</b>	354	4.2%	83	23.4%

Race and ethnicity are asked as separate questions on the disease investigation forms.

Persons who identify as Hispanic/Latino or Arab can identify as any race.

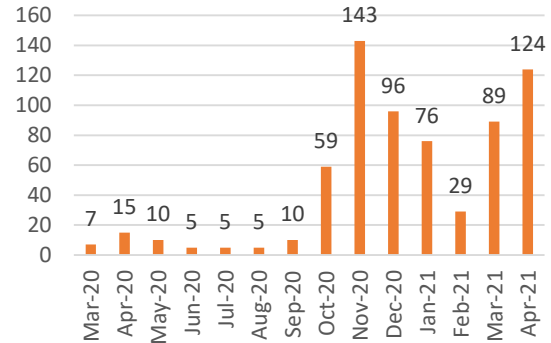
### Hospitalization Data

**Inpatient: 673 (8.0%)**

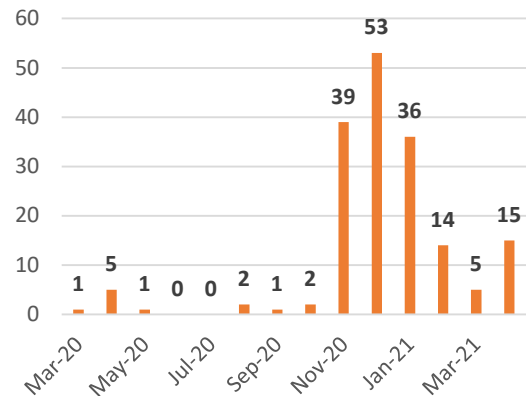
**Died: 177 (2.1%)**

**Not Hospitalized: 7525 (89.9%)**

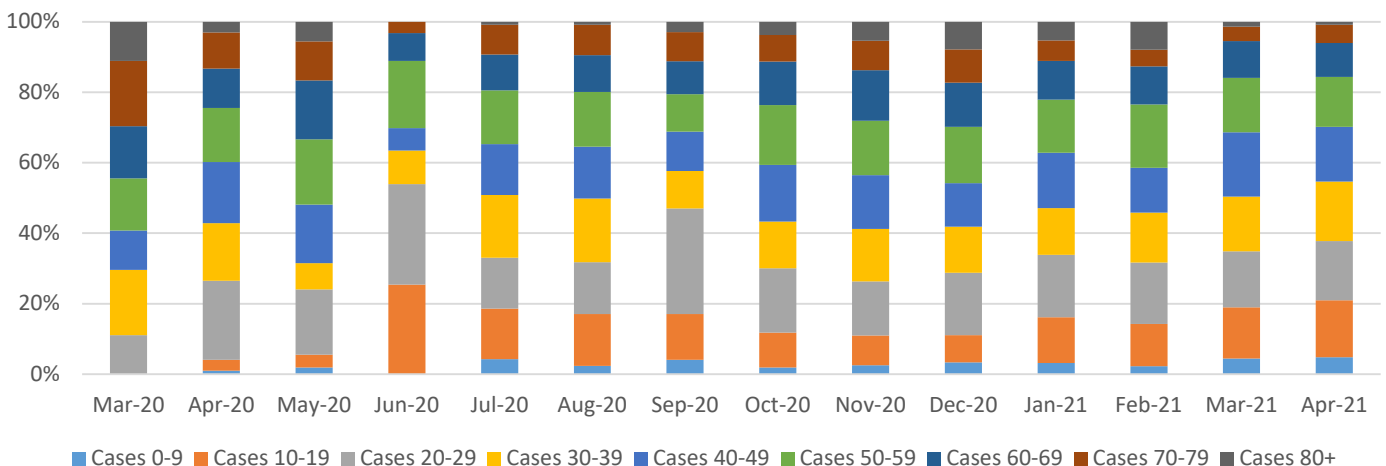
### Eaton County Hospitalizations by Month



### Deaths by Month, Eaton County



### Eaton Percentage of COVID-19 Cases by Age Group, Each Month

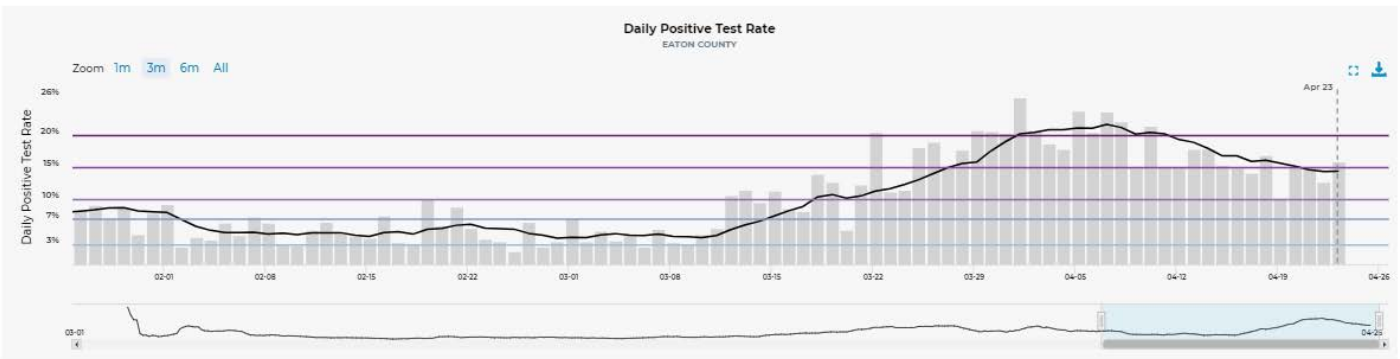


# Testing Capacity and Positivity Rate - MiStartMap

## Test Results

14.4%  
positive tests

381.8  
daily tests  
administered



### Risk Thresholds (% Positive)

Low: <3%

A: 3-7%

B: 7-10%

C: 10-15%

D: 15-20%

E: >=20%

