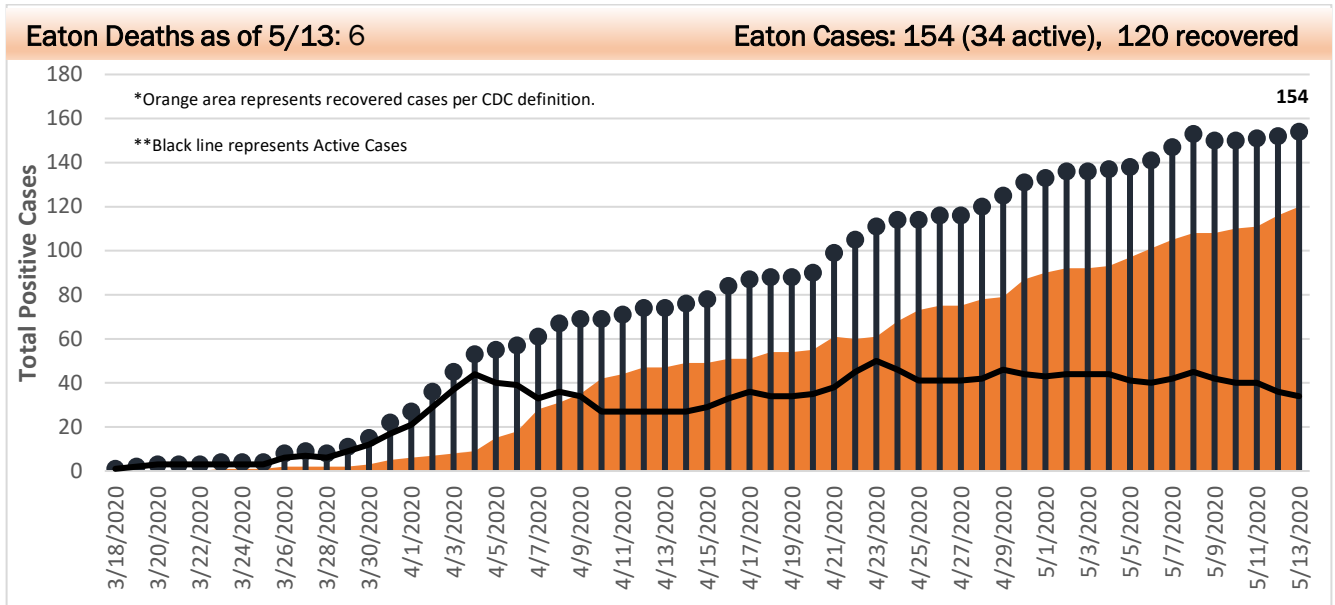




Coronavirus (COVID-19) Data Report for Eaton County, MI

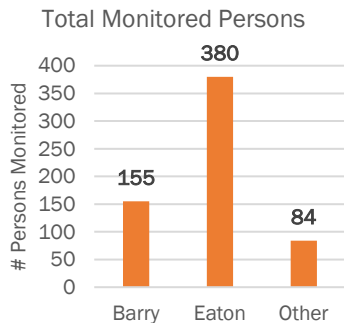
Report Date: 5/13/2020

This report contains preliminary data on persons testing positive for COVID-19. It may be revised as new information is gathered during case investigation. The health department plans to update this data report weekly each Wednesday. A similar report is released for Barry County, MI on Mondays.

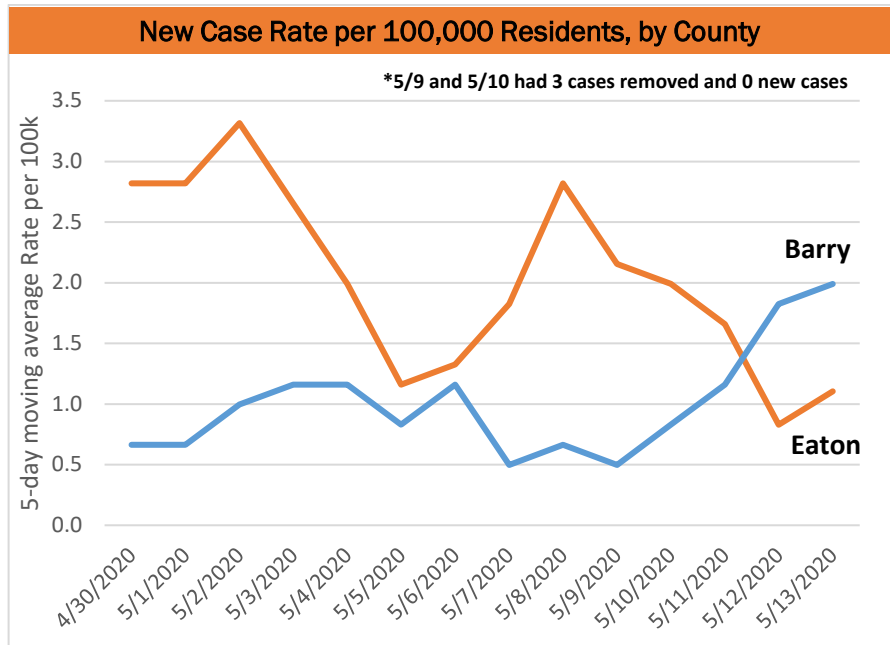


Source: Michigan Disease Surveillance System & Outbreak Management System
 *Recovered = If symptomatic, 3 days fever free + improvement in cough + minimum 10 days from symptom state. No symptoms, 10 days from positive test.
 **Active cases = Total - Recovered - Deaths

The 5-Day Average of new cases per 100,000 residents has been showing a decline over the last 14 days. Eaton County peaked at 3.3 per 100k on 5/2 to a low of 0.2 on 5/13.



*Other includes cases in other jurisdictions as of 5/13

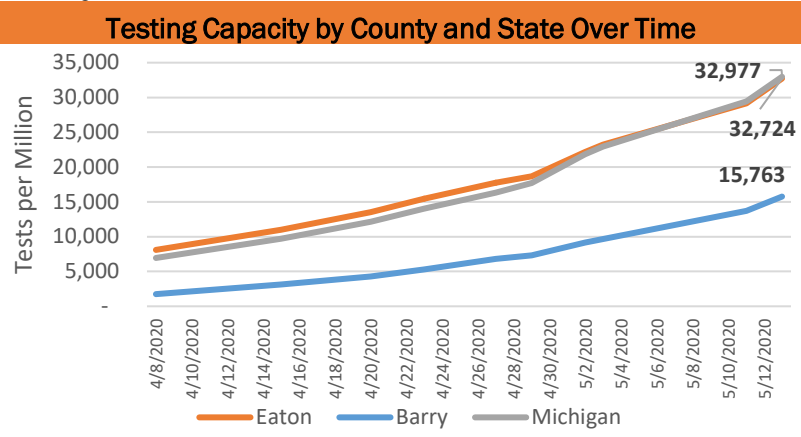
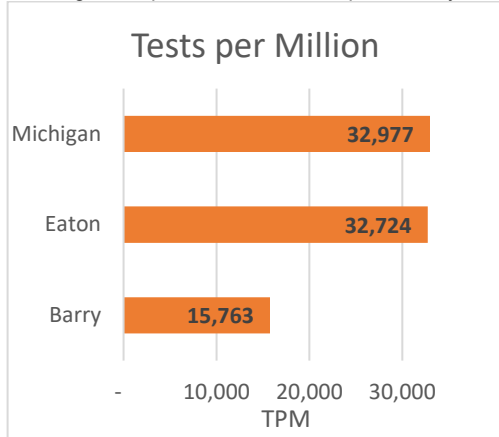


Overall Information on Cases & Deaths

County	# Tests	% Pos.	% Neg.
Eaton	3594*	5.7%	94.3%

The cumulative percentage of positive cases has declined since 4/20 from 8.8% to 5.7% on 5/13.

*Testing data up-to-date as of 5/13, provided by State of Michigan



Eaton County Breakdown by Demographic Data as of 5/13/20

Race	% of Pop.	# Cases	% Cases	# Deaths	Death Rate
White	87.5%	95	61.7%	3	3.2%
Black or African American	7.0%	23	14.9%	3	13.0%
Asian	2.5%	21	13.6%	0	0.0%
Other or Unknown	3.0%	15	9.7%	0	0.0%

Ethnicity	Cases	% Cases	% Pop	Deaths	Death Rate
Hispanic/Latino	16	7.7%	5.5%	0	0%
Arab	1	0.5%	*	0	0%

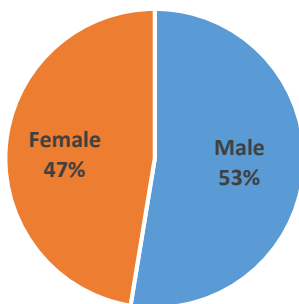
*Data not available

Race and ethnicity are asked as separate questions on the disease investigation forms.

Persons who identify as Hispanic/Latino or Arab can identify as any race.

Age Group	# Cases	% Cases	# Deaths	Death Rate
Cases 0-19	3	1.9%	0	0.0%
Cases 20-29	29	18.8%	0	0.0%
Cases 30-39	23	14.9%	0	0.0%
Cases 40-49	20	13.0%	0	0.0%
Cases 50-59	36	23.4%	1	2.8%
Cases 60-69	18	11.7%	0	0.0%
Cases 70-79	17	11.0%	5	29.4%
Cases 80+	8	5.2%	0	0.0%

Positive Cases by Sex, Eaton County



Key Points:

- There is a significant disparity in the death rate for Black/African American residents (13.0%) and those who are in the 70-79 year old age grouping (29.4%).
- Testing rates per million in Eaton County compare favorably with testing rates of the state.
- Growth in Eaton County testing capacity has closely matched the overall rate for the State.