

Coronavirus (COVID-19) Data Report for Barry County, MI

Report Date: 11/23/2021

This report contains preliminary data on persons testing positive for COVID-19. It may be revised as new information is gathered during case investigation. The health department plans to update this data report weekly each Tuesday.

Summary of Case Data

Hospitalization Data

Positivity Rate

Total Cases: 7,970 Recovered Cases: 6,932
Deaths: 100 Probable Cases: 1,329
7-Day Total New Cases: 293 In Quarantine: 391

Inpatient: 331 (4.2%)
Died: 100 (1.3%)
Not Hospitalized: 7,539 (94.7%)

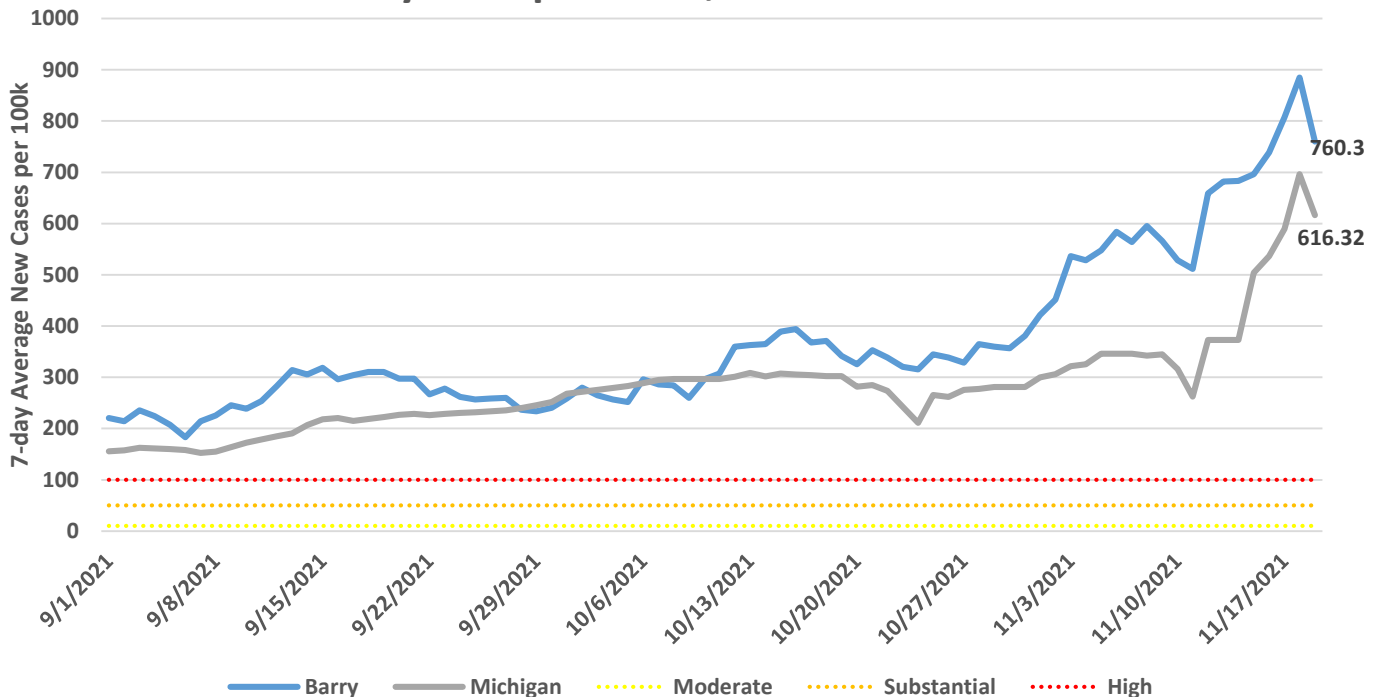
26.8%

CDC Community Transmission Level: High

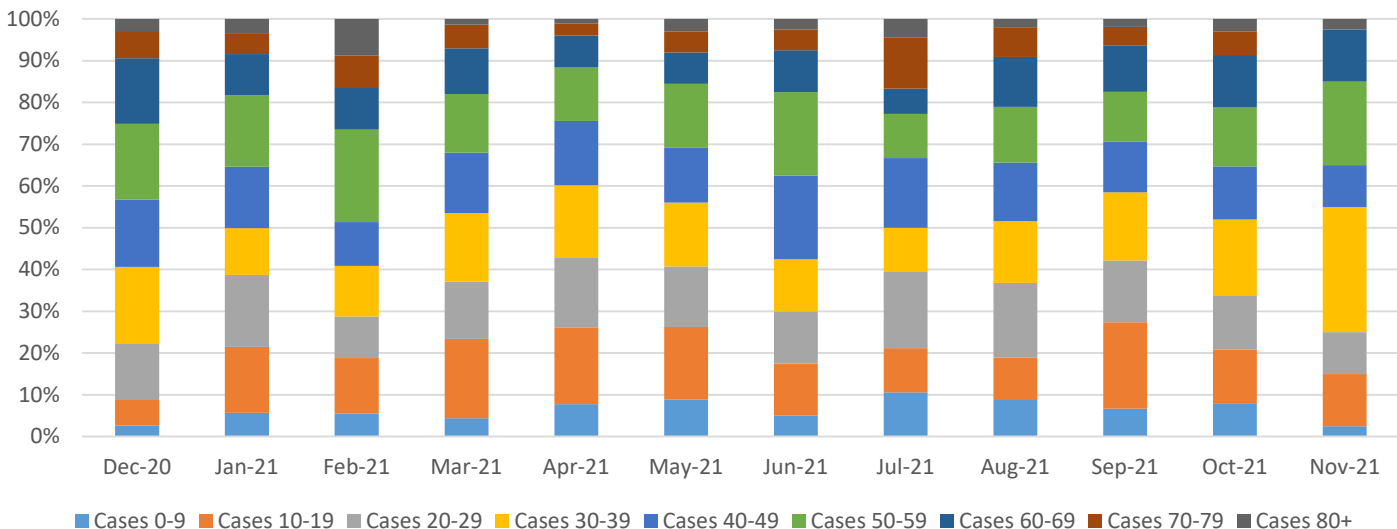
CDC Transmission Levels	Case Rate per 100k for this level	Positivity Rate for this level	Barry's Case Rate per 100k	Barry's Positivity Rate
Low (Blue)	0-9.99	0-4.99%		
Moderate (Yellow)	10-49.99	5-7.99%		
Substantial (Orange)	50-99.9	8-9.99%		
High (Red)	>100	>10.0%	760.3 per 100k	26.8%

CDC's Level of Community Transmission is based on the number of cases in the last 7 days per 100,000 population and the number of tests in the last 7 days that have a positive result. If either measure is in a higher risk category, that risk level is used for the County. [Visit this website](#) to learn more about the CDC Transmission Risk Levels.

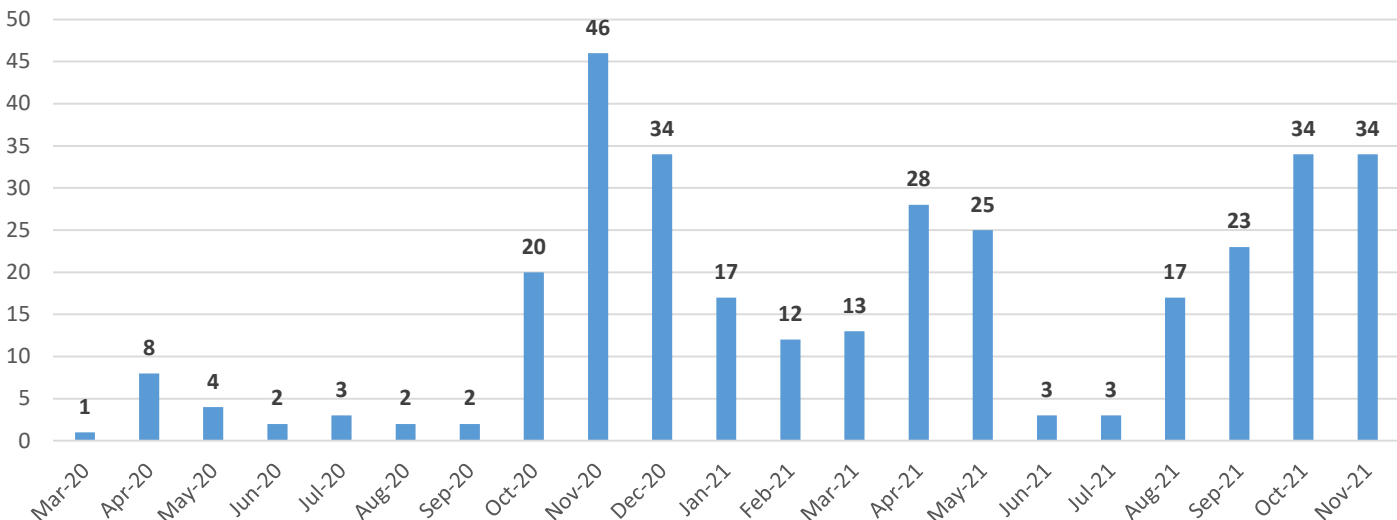
7-day Rate per 100k, Confirmed Cases



Barry County - Percentage of COVID-19 Cases by Age Group by Month



Hospitalizations by Month, Barry County



Barry County Deaths by Month

