

# Coronavirus (COVID-19) Data Report for Barry County, MI

Report Date: 10/12/2021

This report contains preliminary data on persons testing positive for COVID-19. It may be revised as new information is gathered during case investigation. The health department plans to update this data report weekly each Tuesday.

### Summary of Case Data

Total Cases: 6,596      Recovered Cases: 5,954  
Deaths: 76      Probable Cases: 752  
7-Day Total New Cases: 166      In Quarantine: 45

### Hospitalization Data

Inpatient: 272 (4.1%)  
Died: 76 (1.2%)  
Not Hospitalized: 6,248(94.7%)

### Positivity Rate

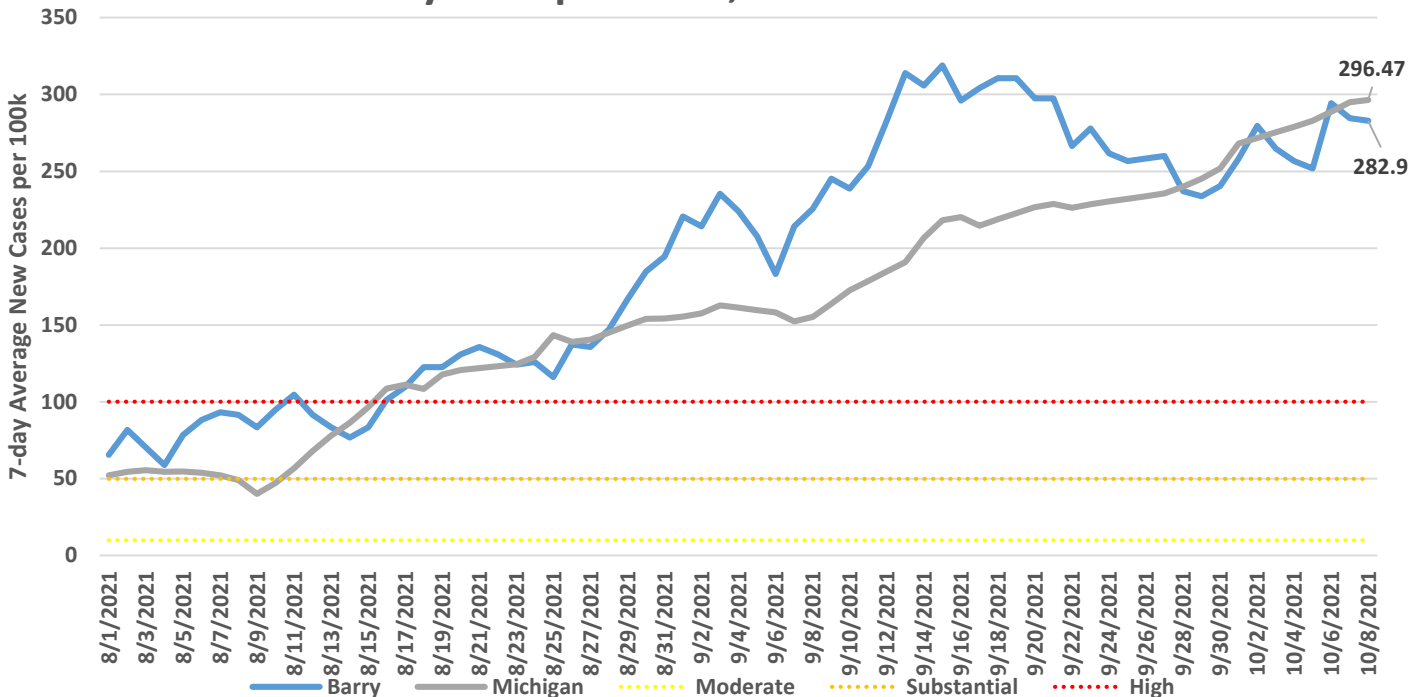
18.0%

**CDC Community Transmission Level: High**

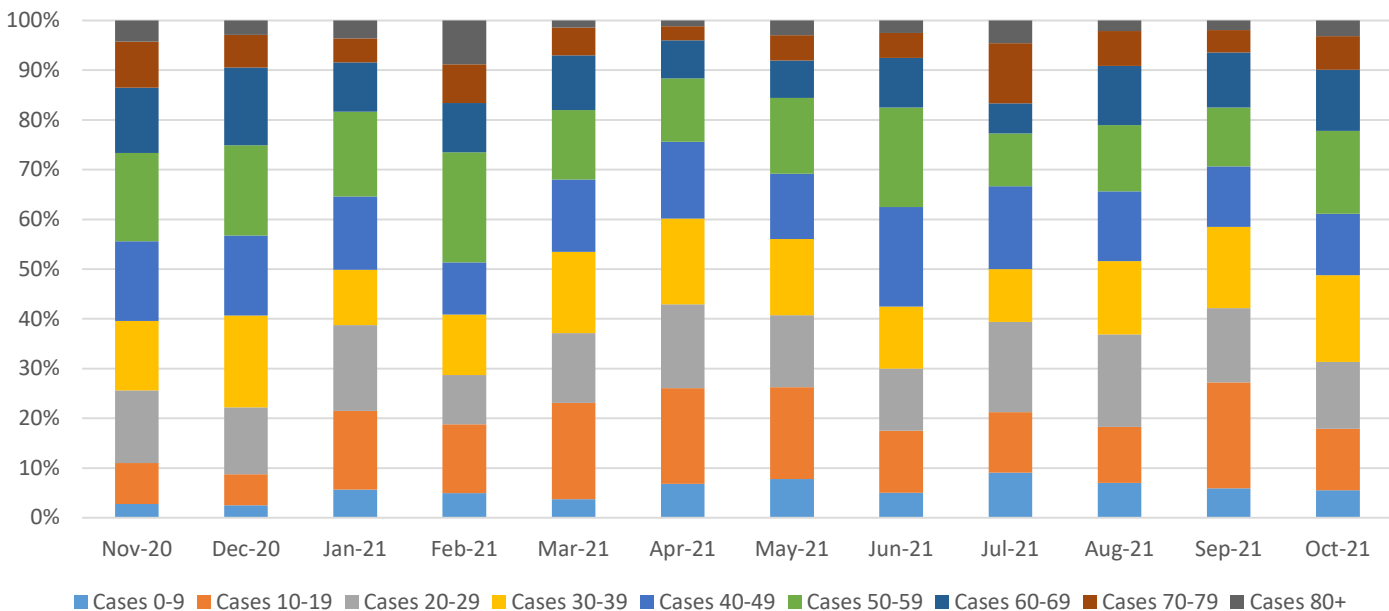
CDC Transmission Levels	Case Rate per 100k for this level	Positivity Rate for this level	Barry's Case Rate per 100k	Barry's Positivity Rate
Low (Blue)	0-9.99	0-4.99%		
Moderate (Yellow)	10-49.99	5-7.99%		
Substantial (Orange)	50-99.9	8-9.99%		
High (Red)	>100	>10.0%	282.9 per 100k	18.0%

CDC's Level of Community Transmission is based on the number of cases in the last 7 days per 100,000 population and the number of tests in the last 7 days that have a positive result. If either measure is in a higher risk category, that risk level is used for the County. [Visit this website](#) to learn more about the CDC Transmission Risk Levels.

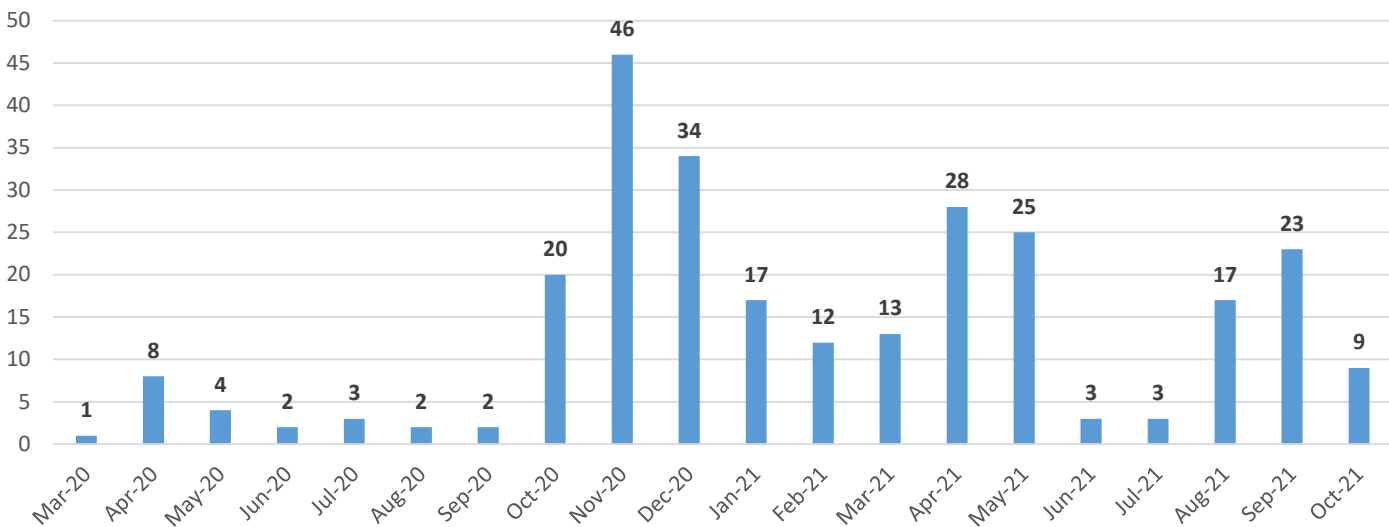
## 7-day Rate per 100k, Confirmed Cases



## Barry County - Percentage of COVID-19 Cases by Age Group by Month



## Hospitalizations by Month, Barry County



## Barry County Deaths by Month

