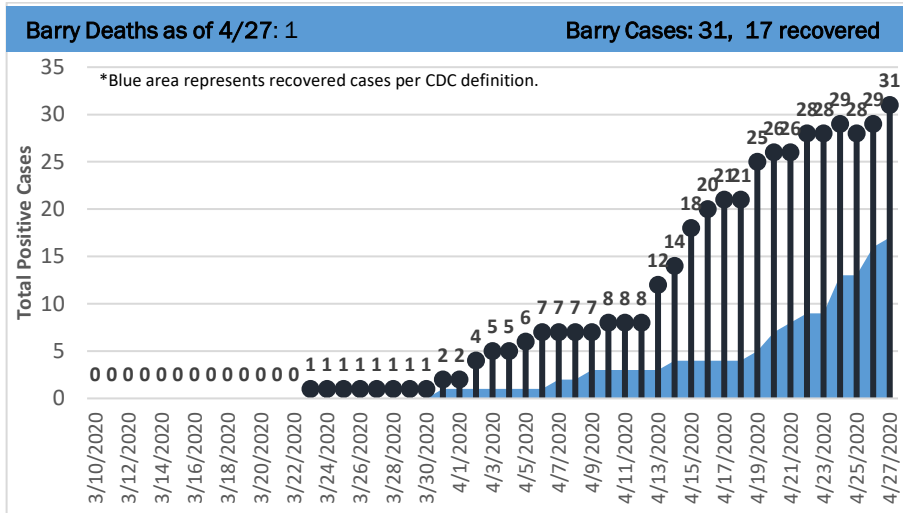




Coronavirus (COVID-19) Data Report for Barry County, MI

Report Date: 4/27/2020

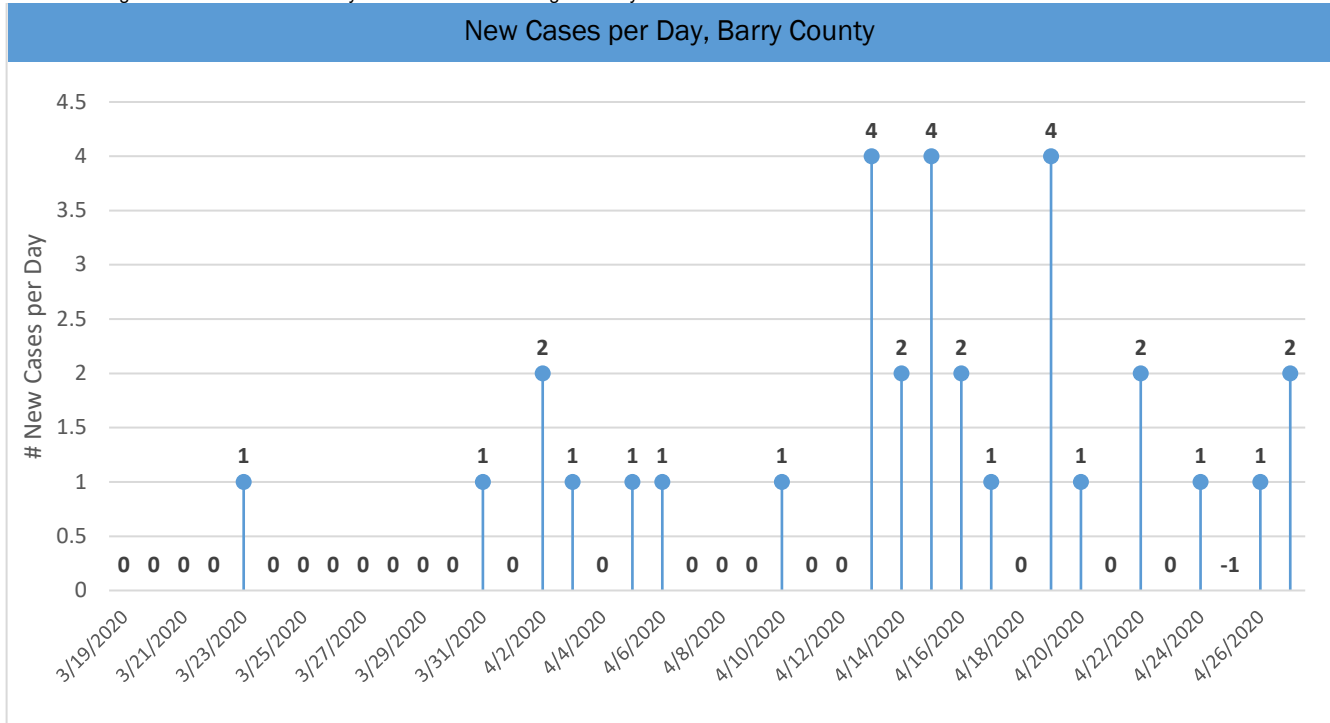
This report contains preliminary data on persons testing positive for COVID-19. It may be revised as new information is gathered during case investigation. The health department plans to update this data report weekly each Monday. A similar report is prepared and released for Eaton County, MI each Wednesday.



Barry-Eaton District Health Department had its first confirmed case of COVID-19 on 3/18/2020 in Eaton County. Since then, there has been an overall average of 3.2 cases per day, in Eaton County. The average of the last 14 days is 3.0 cases per day.

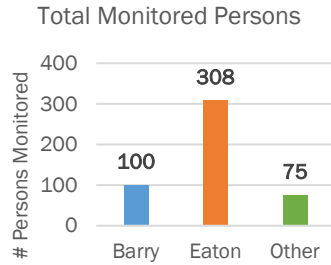
Barry County averages 1.4 cases per day over the last 14 days and 0.9 cases over the last 7 days.

Source: Michigan Disease Surveillance System & Outbreak Management System

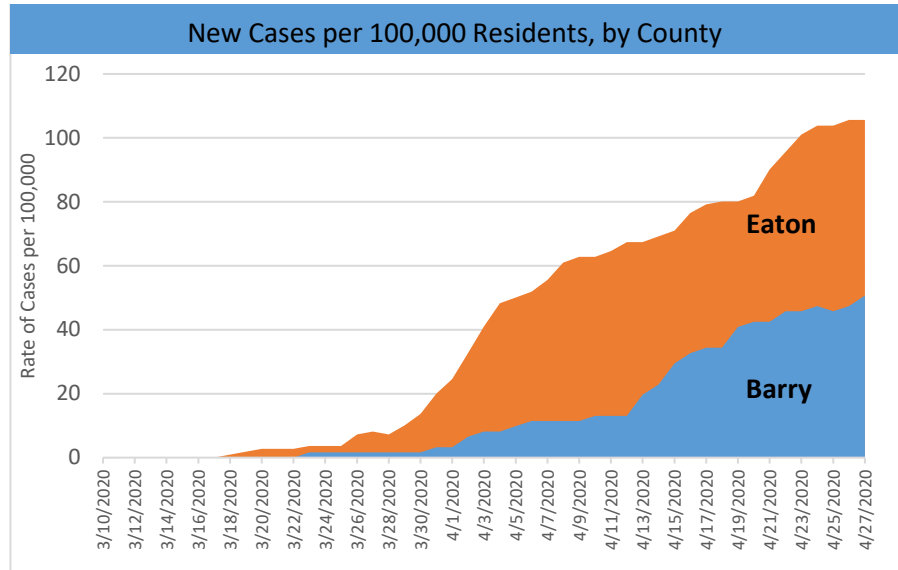


As seen above, BEDHD saw increase in Barry County cases starting 4/13. The spike in cases may be related to increased testing capabilities in the area and changes in testing guidelines and prioritization. One case was removed on 4/25 because they resided in another jurisdiction.

The rate of cases in Eaton County has increased significantly faster than in Barry County, 105.6 per 100,000 vs. 50.7 per 100,000 as of 4/27.



*Other includes cases in other jurisdictions as of 4/20



Overall Information on Cases & Deaths

County	# Tests	% Pos.	% Neg.
Barry	418*	7.2%	92.8%

*Testing data up-to-date as of 4/26, provided by State of Michigan

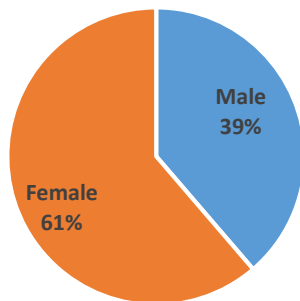
Tests per million have increased from 1,750 on 4/8 to 6,835 on 4/26.

Barry County Breakdown by Age Data as of 4/27/20

Age Group	# Cases	% Cases	# Deaths	Death Rate
Cases 0-19	0	0.0%	0	0.0%
Cases 20-29	0	0.0%	0	0.0%
Cases 30-39	7	22.6%	0	0.0%
Cases 40-49	10	32.3%	0	0.0%
Cases 50-59	4	12.9%	1	25.0%
Cases 60-69	5	16.1%	0	0.0%
Cases 70-79	4	12.9%	0	0.0%
Cases 80+	1	3.2%	0	0.0%

Please note the death rate for Barry County age groups are inflated. There is a single death and four confirmed cases in the 50-59 age grouping.

Positive Cases by Sex, Barry County



Tests per Million, as of 4/26

